

Wisconsin School Referendum Results

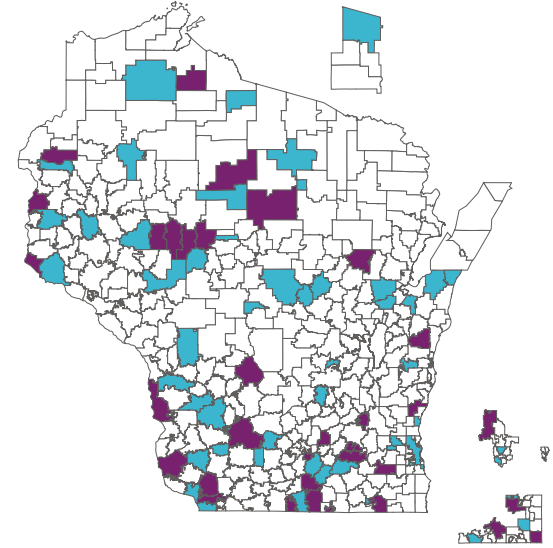


Public Finance


Tuesday, April 02, 2024 * ✓

A total of:	Asked:	A total of:	Passed:
86	93	52	57
Districts	Questions	Districts	Questions

Type		Passed	Failed	Total
Issue Debt	# of ?s	19	11	30
	Total	\$473.3M	\$326.6M	\$799.9M
Non-Recurring	# of ?s	27	16	43
	Total	\$193.0M	\$138.6M	\$331.6M
Recurring	# of ?s	11	9	20
	Total	\$290.3M	\$31.9M	\$322.1M
Total	# of ?s	57	36	93
	Total	\$956.5M	\$497.1M	\$1,453.6M

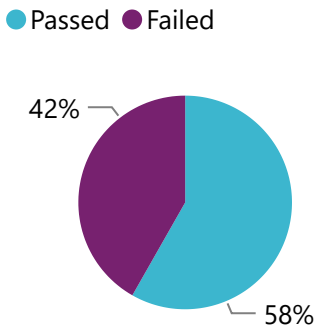


● Passed ● Failed

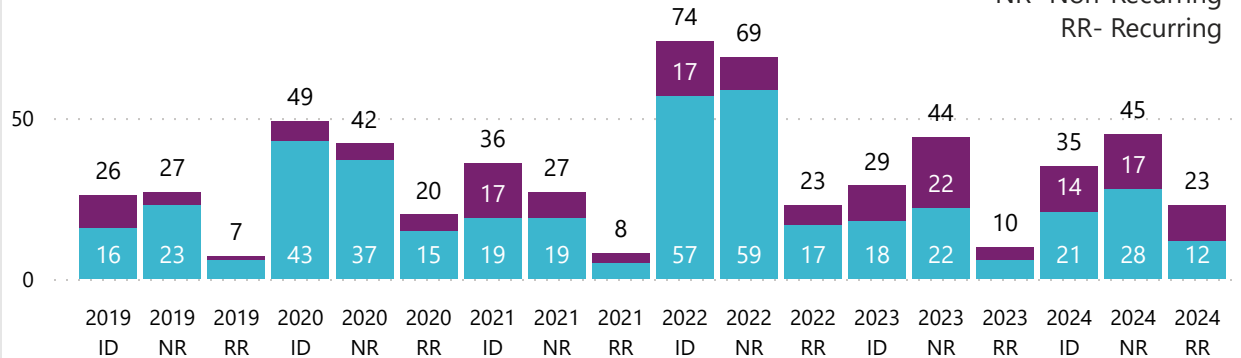


61%
of Questions Passed this Election

Results 1990 - Present



Historical Referendum Results



School Finance Team Brian Brewer – Debby Brunett Michel Clark Jordan Masnica – Kevin Mullen BairdPublicFinance@rwbaird.com	2024	2025	2026	2027	School Business Solutions Team Dennis Birr – Mary Blaha Todd Hajewski Elise Murn – Kim Zabel SchoolBusinessSolutions@rwbaird.com	
	Spring Primary	02/20/2024	02/18/2025	02/17/2026		02/16/2027
	Spring General	04/02/2024	04/01/2025	04/07/2026		04/06/2027
	Fall Primary	08/13/2024		08/11/2026		
	Fall General	11/05/2024		11/03/2026		

Robert W. Baird & Co. Incorporated is providing this information to you for discussion purposes. The materials do not contemplate or relate to a future issuance of municipal securities. Baird is not recommending that you take any action, and this information is not intended to be regarded as "advice" within the meaning of Section 15B of the Securities Exchange Act of 1934 or the rules thereunder.

*Results are preliminary, data gathered from various news outlets, direct phone calls to Districts, and DPI

